






Fuel Economy - Used Cars		Reg No. AE17TEY												
CO₂ emission figure (g/km) 		 g/km												
Fuel cost (estimated) for 12,000 miles <small>A fuel cost figure indicates to the consumer a guide price for comparison purposes. This figure is calculated by using the combined drive cycle (town centre and motorway) and average fuel price. Re-calculated annually, the cost per litre as at April 2021 is - petrol 121p, diesel 125p and LPG 64p. Electricity cost is 17.2p per kWh.</small> VED for 12 months <small>Vehicle excise duty (VED) or road tax varies according to the CO₂ emissions and fuel type of the vehicle.</small>		Not Available £0												
<p align="center">*Important Note</p> <p>The fuel consumption figure shown is taken from the official test results obtained from this vehicle type when new. It is intended to provide a standard figure for comparing the relative fuel economy of different vehicles of a similar age and condition and does not represent the average fuel consumption that will be achieved on the road. A number of factors not included in the official new vehicle test will affect the fuel consumption achieved on the road including: vehicle age, how it has been maintained, road/weather conditions and driving style.</p>														
Make/Model: VOLVO XC90 T8 INSCRIPTION T-ENG Fuel Type: Hybrid Electric		Engine Capacity (cc): 01969 Transmission: 8 Speed Auto												
Fuel Consumption: <table border="1"> <thead> <tr> <th>Drive cycle</th> <th>Litres/100km</th> <th>Mpg</th> </tr> </thead> <tbody> <tr> <td>Urban</td> <td>0.0</td> <td>0.0</td> </tr> <tr> <td>Extra-urban</td> <td>0.0</td> <td>0.0</td> </tr> <tr> <td>Combined</td> <td>2.1</td> <td>134.5</td> </tr> </tbody> </table>			Drive cycle	Litres/100km	Mpg	Urban	0.0	0.0	Extra-urban	0.0	0.0	Combined	2.1	134.5
Drive cycle	Litres/100km	Mpg												
Urban	0.0	0.0												
Extra-urban	0.0	0.0												
Combined	2.1	134.5												
Year of First Registration: 20 03 2017														
<div>    </div>														

* The standard 12 month VED rate for all registered cars in this band is shown for the purposes of comparison. Note, figures quoted reflect the current rate only, and may be subject to change in the future.